



# ARCHITECTURAL LUMINAIRES



Linear Lighting will to suit ceiling / wall / pendant is a slim and elegantly designed fixture, suited for varied applications offers a uniform, glareless and soft lighting.

#### Product Description

- Luminaire made of extruded aluminium for better thermal management.
- PC clear / semi clear matte / opal matte diffuser for excellent diffused lighting experience throughout the life of the fixture.
- Designed for mounting on ceiling / wall / pendant.
- Cable entries for through-wiring of mains supply cable
- To be used with LED strip & power supply unit of suitable rating.

#### Product Benefits

- Attractive high quality housing.
- Sturdy construction in order to maintain performance of the luminaire and to reduce maintenance costs.
- Quick & simple installation.
- Flexible deployment options with a wide spectrum of applications.

#### Area of Application

Corporate Offices, Malls, Restaurants, Receptions, Corridors, Commercial & Business Centers, Residential lighting, etc.

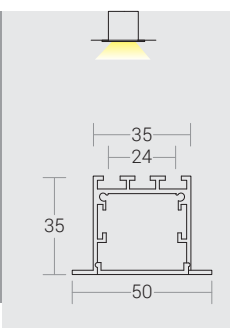

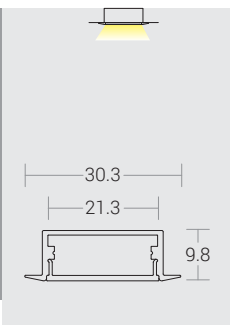

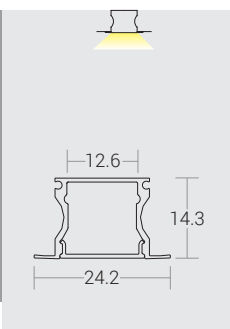

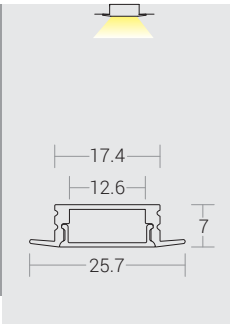

## LED Linear Lightings - Recess Mounted

### Benefits :

- Extruded aluminium housing for better thermal management.
- Translucent diffuser for glare-free, uniform light distribution.
- Flexible deployment options with a wide spectrum of applications.
- Timeless modern design.


### Specifications :

- Standard length in multiples of 4ft module.
- Our constant current rigid led strips are powered by **LUMILEDS** offer a colour tolerance of 3 step MacAdams.
- Suspension kit set ID 8293 - 1m & ID 8294 - 2m.
- Standard Profile finish is Anodised AL. Customised Powder coating finish available on request at extra cost.

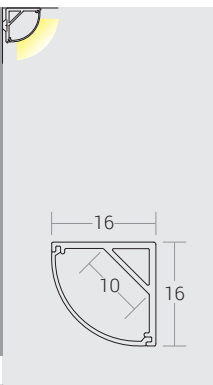
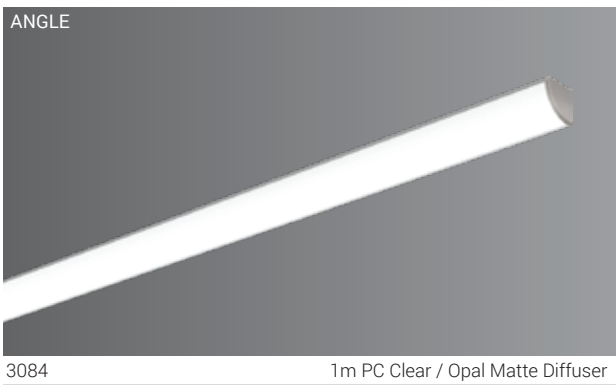


## LED Linear Lightings - Surface / Suspended

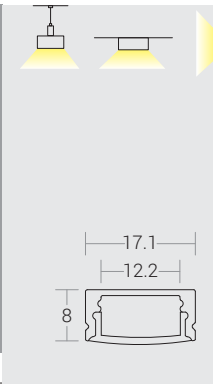

BENDABLE



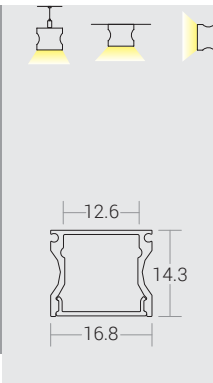

ANGLE



SLIM-S




SLIM CUBE-S

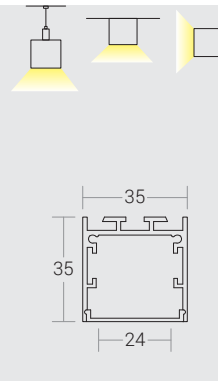
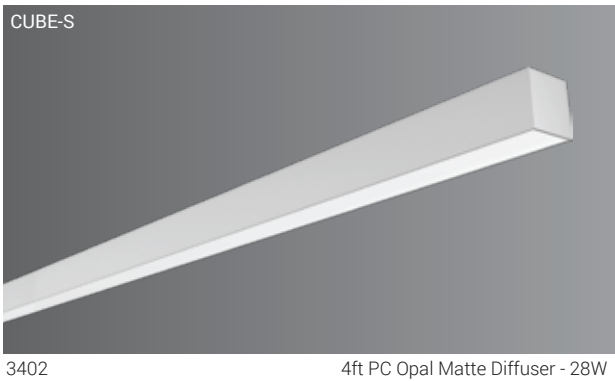


## LED Linear Lightings - Surface / Suspended

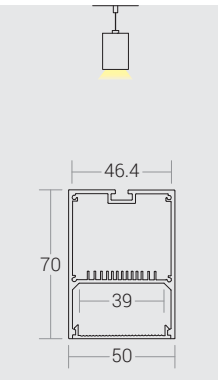
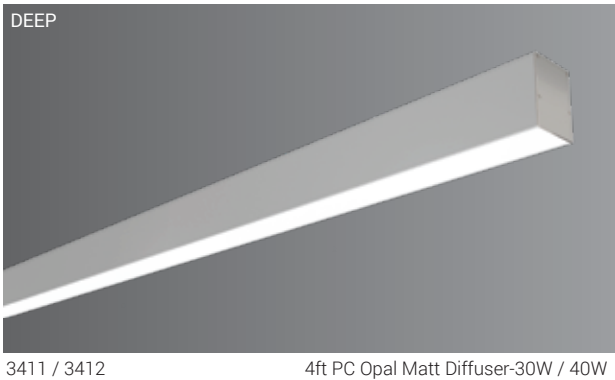
SLIM WIDE-S



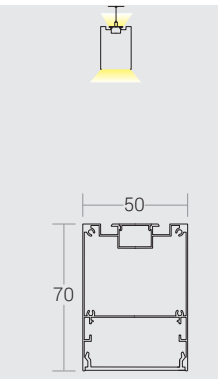
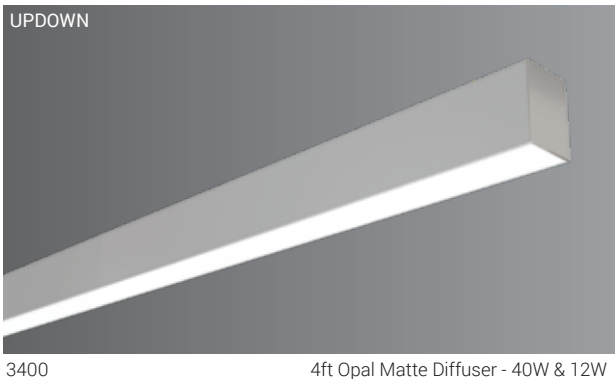
CUBE-S



DEEP




UPDOWN



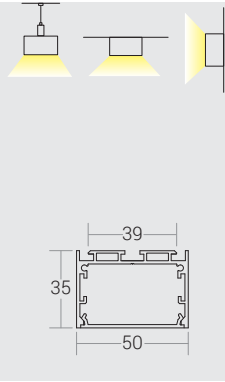
## LED Linear Lightings - Surface / Suspended

RECTA-S




3407 / 3408

4ft PC Opal Matte Diffuser-30W / 40W

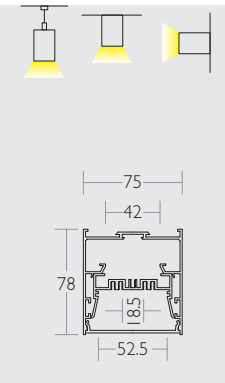


DEEP WIDE



2860 / 2859

4ft PC Opal Matte Diffuser-40W / 60W

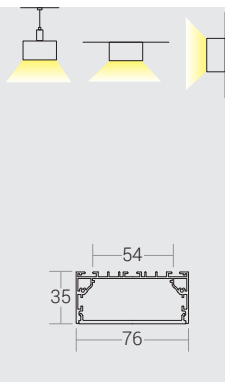


WIDE-S




3419 / 3420

4ft PC Opal Diffuser-40W / 60W



UP & DOWN



2861

4ft PC Opal Diffuser-60W

