

# K-LITE

## LEVO WIDE-R

Power : Upto 40W    Upto 80W  
Length : 1210 mm    2402 mm

Upto  
100  
lm/w

### Features

- Bridgelux / Equivalent LED's
- CRI Ra>80 (>90 On Request)
- L70 / B10 @ 50,000 Hrs

### Options



Beam Angle

BA115°

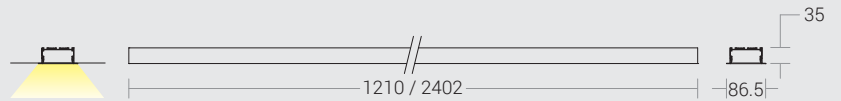
Diffused

K-LITE

Recess



Dimension  
in mm



Housing Colour



Extruded aluminium with powder coated finish in  
RAL9004 Signal Black fine texture | RAL9016 Traffic White fine texture |  
RAL 9007 Grey aluminium fine texture




Open Source


[Light Distribution refer online](#)



Prismatic



PC Opal Matte



## Technical Specifications

### General

Driver Integrated	: Constant Current
Input Voltage	: 198-264Vac
Operating Temperature	: -15°C~+50°C

### Light Source

Light Source	: Bridgelux / Equivalent
CRI (Ra)	: >80 (>90 On Request)
LED Colour Temperature	: 2700K / 3000K / 4000K / 5700K

### Optical

Tilt	: Fixed
Beam Angle	: 115°
Diffuser Material	: PC Opal Matte / PC Prismatic
UGR	: <21

### Physical

Body	: Extruded Aluminium Profile
Mounting	: Recess
Finish	: RAL 9004 Signal black RAL 9016 Traffic White RAL 9007 Grey aluminium

### Driver

Power Supply	: Integrated
Power Factor	: >0.90
THD	: <10%
Surge Protection	: 3KV / 4KV
Efficiency	: >85%



## Ordering Guide

### Recess - Opal Matte / Prismatic

ID	Wattage	C.O.D	Dimension (mm)
2856	Upto 40W	1199 x 73	1210 x 86.5 x 35
2856	Upto 80W	2394 x 73	2402 x 86.5 x 35