

High efficiency LED flood lights designed to provide directional spot light. The product design and construction of the luminaires are characterized by high luminous efficiency, an extremely long service life and uniform illuminance. Their sturdy construction makes them particularly suitable for areas where a high level of robustness is required.

Product Description

- Extruded aluminium hood cover integrated with die-cast module and extruded aluminium alloy (grade 6063) tube.
- Heat resistant polycarbonate optical lens.
- Stainless steel mounting bracket to facilitate proper aiming of the luminaire at desired angle.
- Available in 6° beam angle.
- Cable entries for through-wiring of mains supply cable.
- Integral constant current power supply
- CRI (Ra) : >80
- Suitable for operation on 240V, 50Hz single phase ac supply.
- Ordering guide : KL-4261-CCT (Colour Temperature)
- Available CCT : 2700K, 3000K, 4000K, 5700K.



Product Benefits

- High luminous efficiency at reduced wattage.
- Elegant, Robust design
- Sustainable LED technology offers durability and optimal light output with low power consumption.

Area of Application

Architectural and building facade lighting, Pathways, Parks, Sculptures, Structures and Security lighting.

Available Finish

Pure polyester powder coated
RAL 9004 Signal black
RAL 9007 Grey aluminium
RAL 7016 Anthracite grey
Graphite grey



Accessories

SPILL CONTROL SNOOT



Navi Spot Ø166 x 200

Push-on snoot for the lateral shielding of stray light.
The cylindrical screen has a number of openings in it that allows water to flow out if it is fixed pointing upwards.



JAIPUR CHAUPATI

Technical Specifications

General

ID	: 4261
System Wattage	: 50W LED
Driver Integral	: Constant Current
Operating Voltage	: 100-300Vac
Operating Temperature	: -15°C~+50°C

Physical

Body	: Die-Cast Aluminium with Extruded Aluminium Tube
Diffuser	: Clear Polycarbonate Optical Lens
Mounting	: Surface
Finish	: Powder coated RAL 9004 Signal black RAL 9007 Grey aluminium RAL 7016 Anthracite grey Graphite grey

Light Source

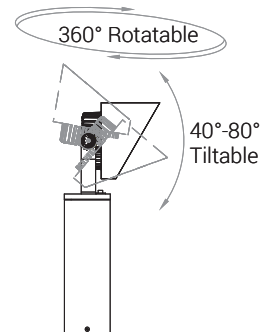
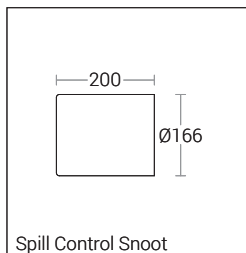
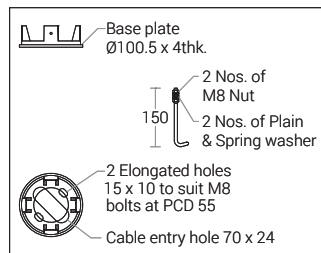
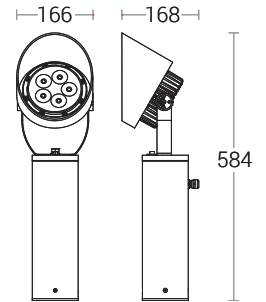
Light Source	: LUMILEDS
CRI (Ra)	: >80
LED Colour Temperature	: 2700K / 3000K / 4000K / 5700K

Driver

Power Supply	: Integral
Input Voltage	: 230-240Vac
Frequency	: 50-60Hz
Power Factor	: >0.90
THD	: <10%
Surge Protection	: 6KV
Efficiency	: >85%
Dimmable Option	: Analog / Dali

Optical Performance

Beam Angle	: 6°
------------	------



Note : It is our constant endeavor to upgrade the performance of our products. For the latest technical information, IES files and product updates please refer to the website at www.klite.in

High efficiency LED flood lights designed to provide directional spot light. The product design and construction of the luminaires are characterized by high luminous efficiency, an extremely long service life and uniform illuminance. Their sturdy construction makes them particularly suitable for areas where a high level of robustness is required.

Product Description

- Extruded aluminium hood cover integrated with die-cast module and extruded aluminium alloy (grade 6063) tube.
- Heat resistant polycarbonate optical lens.
- Stainless steel mounting bracket to facilitate proper aiming of the luminaire at desired angle.
- Available in 6° beam angle.
- Cable entries for through-wiring of mains supply cable.
- Integral constant current power supply
- CRI (Ra) : >80
- Suitable for operation on 240V, 50Hz single phase ac supply.
- Ordering guide : KL-4285-CCT (Colour Temperature)
- Available CCT : 2700K, 3000K, 4000K, 5700K.



Product Benefits

- High luminous efficiency at reduced wattage.
- Elegant, Robust design
- Sustainable LED technology offers durability and optimal light output with low power consumption.

Area of Application

Architectural and building facade lighting, Pathways, Parks, Sculptures, Structures and Security lighting.

Available Finish

Pure polyester powder coated
RAL 9004 Signal black
RAL 9007 Grey aluminium
RAL 7016 Anthracite grey
Graphite grey



Accessories

SPILL CONTROL SNOOT




Navi Spot Ø166 x 200

Push-on snoot for the lateral shielding of stray light.
The cylindrical screen has a number of openings in it that allows water to flow out if it is fixed pointing upwards.



STATUE OF LORD SHIVA, VADODARA



Technical Specifications

General

ID	: 4285
System Wattage	: 30W LED
Driver Integral	: Constant Current
Operating Voltage	: 100-300Vac
Operating Temperature	: -15°C~+50°C

Light Source

Light Source	: LUMILEDS
CRI (Ra)	: >80
LED Colour Temperature	: 2700K / 3000K / 4000K / 5700K

Physical

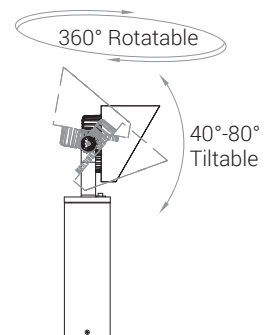
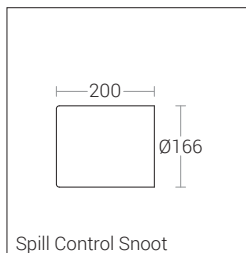
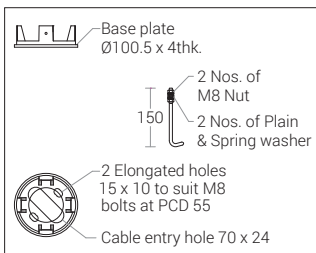
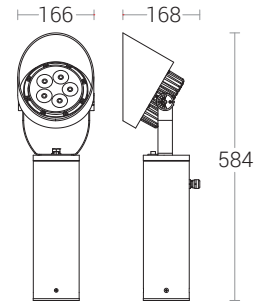
Body	: Die-Cast Aluminium with Extruded Aluminium Tube
Diffuser	: Clear Polycarbonate Optical Lens
Mounting	: Surface
Finish	: Powder coated RAL 9004 Signal black RAL 9007 Grey aluminium RAL 7016 Anthracite grey Graphite grey

Driver

Power Supply	: Integral
Input Voltage	: 230-240Vac
Frequency	: 50-60Hz
Power Factor	: >0.90
THD	: <10%
Surge Protection	: 4KV
Efficiency	: >85%
Dimmable Option	: Analog / Dali

Optical Performance

Beam Angle	: 6°
------------	------



Note : It is our constant endeavor to upgrade the performance of our products. For the latest technical information, IES files and product updates please refer to the website at www.klite.in