

LED compact spot light luminaires designed to provide directional light. The luminaire comes with a connecting cable and an earth spike for portable installation or bracket for permanent installation on a wall, under a ceiling or on a column.

Product Description

- Luminaire made of pressure die cast aluminium alloy of high corrosion resistance and non corrosive stainless steel fasteners.
- Clear toughened glass.
- Mounting earth spike or die-cast aluminium bracket arrangement to facilitate easy installation at any desired location.
- Swivel range of 0°-90°.
- Luminaire supplied with 0.5 metre cable length and a IP67 connector.
- Silicone gasket.
- Constant voltage non integral power supply.
- CRI (Ra) : ≥ 80
- Low Voltage at 24Vdc assures safety.
- Ordering guide : KL-4266-CCT (Colour Temperature)
- Available CCT : 2700K / 3000K / 4000K / 5700K



Product Benefits

- Sturdy construction in order to maintain performance of the luminaire and to reduce maintenance costs.
- Quick & simple installation.
- Clear glass in the front with continuous rubber gasket to ensure adequate sealing against ingress of moisture, dust, insects etc.,
- Sustainable LED technology offers durability and optimal light output with low power consumption.

Areas of Application

Pathways, Parks, Sculptures, Gardens, Structures and Landscape lighting.

Available Finish

Pure polyester powder coated
RAL 9004 Signal black
RAL 9007 Grey aluminium
RAL 7016 Anthracite grey
Graphite grey


Accessory



Anti-Glare
Visor


Spill Control
Snoot

Honey Comb
Louvre





STATUE OF EQUALITY RAMANUJA, HYDERABAD



Technical Specifications

General

ID : 4265 / 4266
 System Wattage : 6W LED
 Driver Non-Integral : Constant Voltage
 Operating Voltage : 24Vdc
 Operating Temperature : -15°C~+50°C

Light Source

Light Source : LUMILEDS
 CRI (Ra) : ≥80
 LED Colour Temperature : 2700K, 3000K, 4000K
 5700K

Physical

Body : Die-cast Aluminium Alloy
 Diffuser : Clear Toughened Glass
 Mounting : Spike / Die-cast Aluminium Bracket

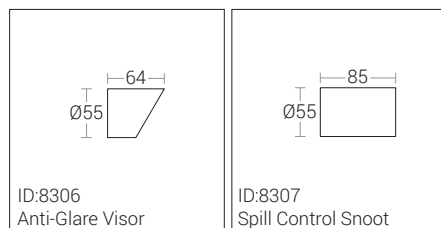
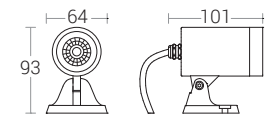
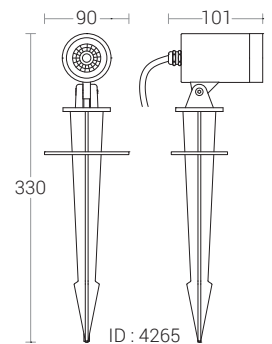
Driver

Power Supply : Non-Integral

Optical Performance

Beam Angle : 15° / 25° / 40°

Finish : Powder coated
 RAL 9004 Signal black
 RAL 9007 Grey aluminium
 RAL 7016 Anthracite grey
 Graphite grey



Note : It is our constant endeavor to upgrade the performance of our products. For the latest technical information, IES files and product updates please refer to the website at www.klite.in

LED compact spot light luminaires designed to provide directional light. The luminaire comes with a connecting cable and an earth spike for portable installation or bracket for permanent installation on a wall, under a ceiling or on a column.

Product Description

- Luminaire made of pressure die cast aluminium alloy of high corrosion resistance and non corrosive stainless steel fasteners.
- Clear toughened glass.
- Mounting earth spike or die-cast aluminium bracket arrangement to facilitate easy installation at any desired location.
- Swivel range of 0°-90°.
- Luminaire supplied with 0.5 metre cable length and a IP67 connector.
- Silicone gasket.

z

- Integral constant current power supply
- CRI (Ra) : ≥ 80
- Prewired with LED driver and suitable for operating on 240V, 50Hz single phase ac supply.
- Ordering guide : KL-4266-CCT (Colour Temperature)
- Available CCT : 2700K / 3000K / 4000K / 5700K



Product Benefits

- Sturdy construction in order to maintain performance of the luminaire and to reduce maintenance costs.
- Quick & simple installation.
- Clear glass in the front with continuous rubber gasket to ensure adequate sealing against ingress of moisture, dust, insects etc.,
- Sustainable LED technology offers durability and optimal light output with low power consumption.

Areas of Application

Pathways, Parks, Sculptures, Gardens, Structures and Landscape lighting.

Available Finish

Pure polyester powder coated
RAL 9004 Signal black
RAL 9007 Grey aluminium
RAL 7016 Anthracite grey
Graphite grey


Accessory



Anti-Glare
Visor


Spill Control
Snoot

Honey Comb
Louvre





STATUE OF EQUALITY RAMANUJA, HYDERABAD



Technical Specifications

General

ID	: 4265 / 4266
System Wattage	: 6W LED
Driver Integral	: Constant Current
Operating Voltage	: 150-270Vac
Operating Temperature	: -15°C~+50°C

Light Source

Light Source	: LUMILEDS
CRI (Ra)	: ≥80
LED Colour Temperature	: 2700K, 3000K, 4000K 5700K

Physical

Body	: Die-cast Aluminium Alloy
Diffuser	: Clear Toughened Glass
Mounting	: Spike / Die-cast Aluminium Bracket

Driver

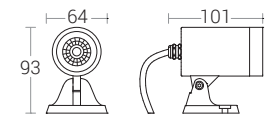
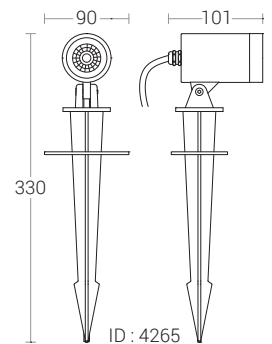
Power Supply	: Integral
Input Voltage	: 230-240Vac
Frequency	: 50-60 Hz

Finish

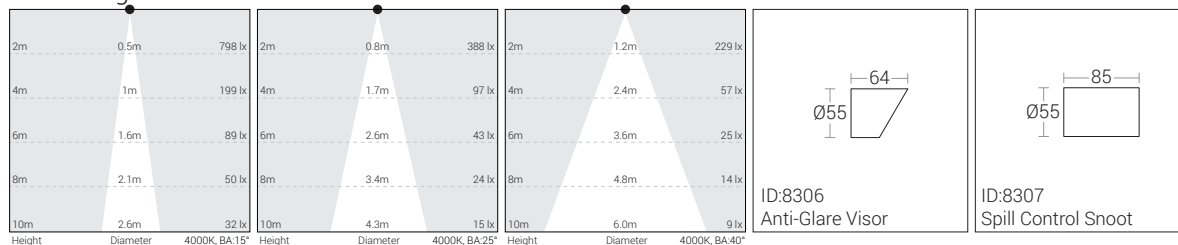
- : Powder coated
- RAL 9004 Signal black
- RAL 9007 Grey aluminium
- RAL 7016 Anthracite grey
- Graphite grey

Optical Performance

Beam Angle	: 15° / 25° / 40°
------------	-------------------



Cone Diagram



Note : It is our constant endeavor to upgrade the performance of our products. For the latest technical information, IES files and product updates please refer to the website at www.klite.in