

LED compact spot light luminaires designed to provide directional light. The luminaires comes with a connecting cable and an earth spike for portable installation or bracket for permanent installation on a wall, under a ceiling or on a column.

Product Description

- Luminaire made of pressure die cast aluminium alloy of high corrosion resistance and non corrosive stainless steel fasteners.
- Clear toughened glass.
- Mounting earth spike or die-cast aluminium bracket arrangement to facilitate easy installation at any desired location.
- Swivel range of 0°-90°.
- Luminaire supplied with 0.5 metre cable length and a IP67 connector.
- Silicone gasket.
- Cable entries for through-wiring of mains supply cable.
- Integral constant current power supply
- CRI (Ra) : ≥80
- Prewired with LED driver and suitable for operating on 240V, 50Hz single phase ac supply.
- Ordering guide : KL-4264-CCT (Colour Temperature)
- Available CCT : 2700K, 4000K



Product Benefits

- Sturdy construction in order to maintain performance of the luminaire and to reduce maintenance costs.
- Quick & simple installation.
- Clear glass in the front with continuous rubber gasket to ensure adequate sealing against ingress of moisture, dust, insects etc.,
- Sustainable LED technology offers durability and optimal light output with low power consumption.

Areas of Application

Pathways, Parks, Sculptures, Gardens, Structures and Landscape lighting.

Available Finish

Pure polyester powder coated

- Graphite grey
- Anthracite grey
- Jet black


Accessory




Anti-Glare
Visor

Spill Control
Snoot

Honey Comb
Louvre





Technical Specifications

General

ID	: 4263 / 4264
System Wattage	: 3W LED
Driver Integral	: Constant Current
Input Voltage	: 230-240Vac
Frequency	: 50-60 Hz
Operating Voltage	: 150-270Vac
Operating Temperature	: -15°C~+50°C

Light Source

Light Source	: NICHIA
CRI (Ra)	: ≥80
LED Colour Temperature	: 2700K / 4000K

Driver

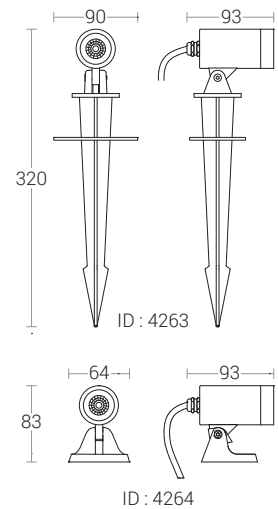
Power Supply	: Integral
--------------	------------

Physical

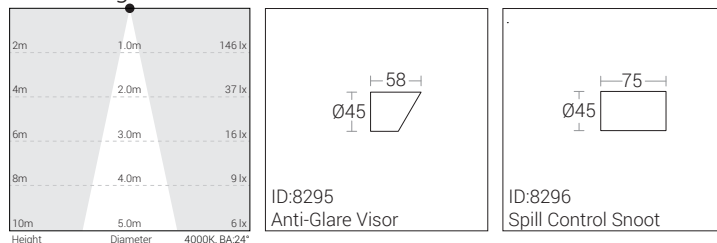
Body	: Die-cast Aluminium Alloy
Diffuser	: Clear Toughened Glass
Mounting	: Spike / Die-cast Aluminium Bracket
Finish	: Graphite Grey Anthracite Grey Jet Black

Optical Performance

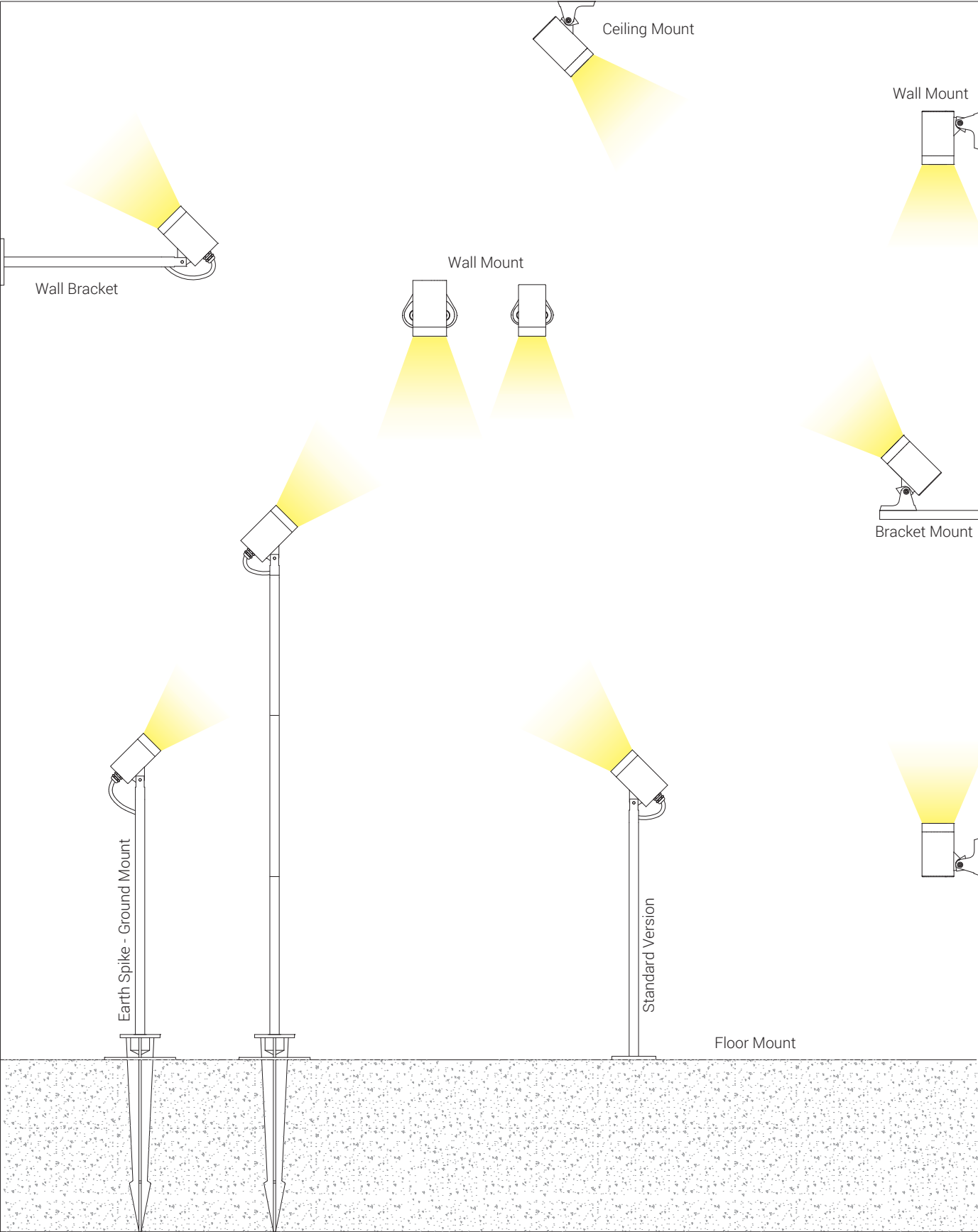
Beam Angle	: 8° / 12° / 24° / 40° / 60° 40°x11°
------------	---



Cone Diagram



Note : It is our constant endeavor to upgrade the performance of our products. For the latest technical information, IES files and product updates please refer to the website at www.klite.in



ACCESSORIES

K-LITE

ANTI-GLARE VISOR



8295	Nebula Micro	Ø45 x 58
8306	Nebula Mini	Ø55 x 64
8308	Nebula Midi	Ø76 x 76
8310	Nebula	Ø100 x 79

The Push-on visor can be installed by 360° and prevents lateral glare from one direction up to 45°. The cylindrical screen has a number of openings in it that allows water to flow out if it is fixed pointing upwards.

SPILL CONTROL SNOOT



8296	Nebula Micro	Ø45 x 75
8307	Nebula Mini	Ø55 x 85
8309	Nebula Midi	Ø76 x 100
8323	Nebula	Ø100 x 125

Push-on snoot for the lateral shielding of stray light. The cylindrical screen has a number of openings in it that allows water to flow out if it is fixed pointing upwards.

HONEY COMB LOUVRE - GLARE CUT-OFF

The Internal louvre prevents a lateral glare from all directions up to 45°.



8333	Nebula Micro / Nebula Mini
8334	Nebula Midi
8335	Nebula

MOUNTING

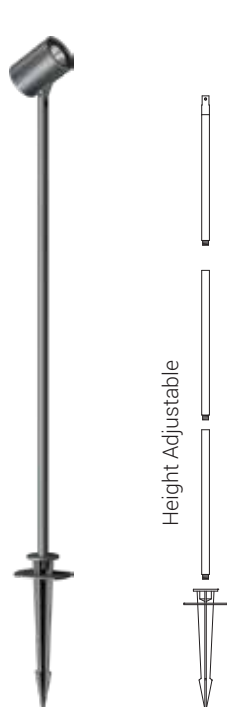


TREE STRAP	
8275	1 metre

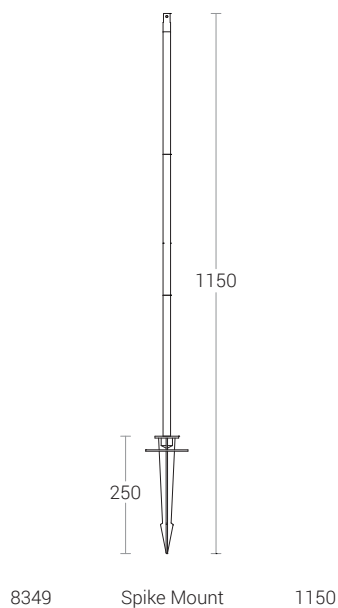


TREE STRAP CLAMP
ID : 8343

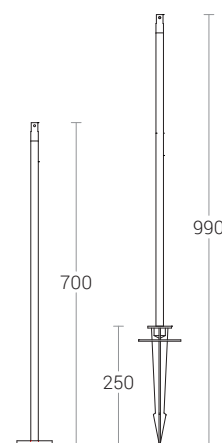

SPLIT VERSION



Height Adjustable



STANDARD VERSION



8336	Floor Mount	700
8337	Spike Mount	990

ORDERING GUIDE

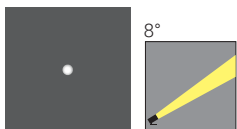
Eg : 4266 (Nebula Mini) + 8349 (Spike Mount)

Bracket will not be added when you ordering with Floor Mount / Spike Mount

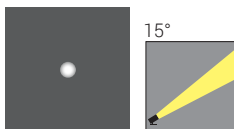
Suitable for

Nebula Micro / Nebula Mini / Nebula Midi

OPTICS



Nebula Nano / Micro
BA 8°/12°/24°/40°/60°/40°x11°



Nebula Mini / Nebula Midi / Nebula
15°/25°/40°

