

Surface mounted LED luminaires suitable for wall, ceiling & floor applications which adds elegance to commercial, historical and modern architecture.

Product Description

- Luminaire body made of aluminium alloy (grade 6063) of high strength and heat dissipation performance.
- Safety clear toughened glass.
- Silicone gasket.
- Equipped to take multiple optics for varied wall grazing & wall washing distribution
- All external screws used are in stainless steel.
- Mounting bracket to facilitate proper aiming of the luminaire at desired angle during installation.
- Wall, ceiling and floor mount options with adjustable brackets.
- Constant voltage non integral power supply
- Luminaire power cord for single colour 2 x 1.0mm² rubber wire of 0.5 metre length.
- LED versions available with 3000K (Other CCT's on request).
- Low Voltage at 24V dc assures safety.



Product Benefits


- Versatile use, Simple installation
- Varied optics
- Sustainable LED technology offers durability and optimal light output with low power consumption.

Areas of Application

Building Facade, Architectural focal points, Bridges, Landscapes, Architectural elements.

Available Finish

Pure polyester powder coated grey



Note : It is our constant endeavor to upgrade the performance of our products. For the latest technical information, IES files and product updates please refer to the website at www.klite.in



Technical Specifications

General

ID	: 4325
System Wattage	: 90W LED
Driver Non-Integral	: Constant Voltage
Operating Voltage	: 24Vdc
Operating Temperature	: -10°C~+50°C

Light Source

Light Source	: CREE
CRI (Ra)	: >80
LED Colour Temperature	: 3000K (Other CCT's on request)

Physical

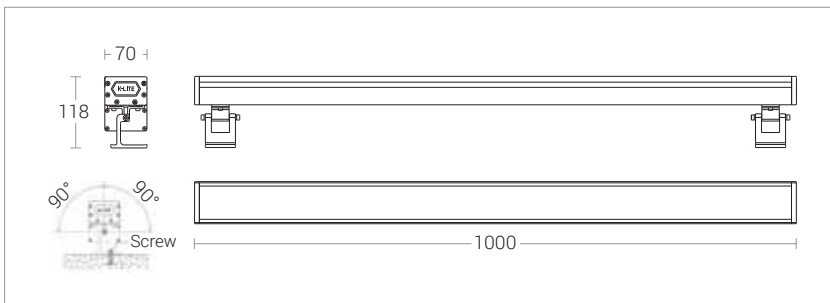
Body	: 6063 Aluminium Alloy
Diffuser	: Clear Toughened Glass
Mounting	: Surface - Bracket
Finish	: Grey

Driver

Power Supply	: Non Integral
--------------	----------------

Optical Performance

Beam Angle	: 2° / 20° / 10° x 30°
------------	------------------------



Surface mounted LED luminaires suitable for wall, ceiling & floor applications which adds elegance to commercial, historical and modern architecture.

Product Description

- Luminaire body made of aluminium alloy (grade 6063) of high strength and heat dissipation performance.
- Safety clear toughened glass.
- Silicone gasket.
- Equipped to take multiple optics for varied wall grazing & wall washing distribution
- All external screws used are in stainless steel.
- Mounting bracket to facilitate proper aiming of the luminaire at desired angle during installation.
- Wall, ceiling and floor mount options with adjustable brackets.
- Constant voltage non integral power supply
- Luminaire power cord for RGBW signal wire 5 x 0.5mm² rubber wire male female butt joint unilateral 0.5mm length.
- LED versions available with RGBW.
- RGBW DMX512 controlled
- Low Voltage at 24V dc assures safety.



Product Benefits


- Versatile use, Simple installation
- Varied optics
- Sustainable LED technology offers durability and optimal light output with low power consumption.

Areas of Application

Building Facade, Architectural focal points, Bridges, Landscapes, Architectural elements.

Available Finish

Pure polyester powder coated grey



Note : It is our constant endeavor to upgrade the performance of our products. For the latest technical information, IES files and product updates please refer to the website at www.klite.in



Technical Specifications

General

ID	: 4325
System Wattage	: 90W LED
Driver Non-Integral	: Constant Voltage
Operating Voltage	: 24Vdc
Operating Temperature	: -10°C~+50°C

Light Source

Light Source	: CREE
CRI (Ra) for White light	: >80
LED Colour Temperature	: RGBW

Physical

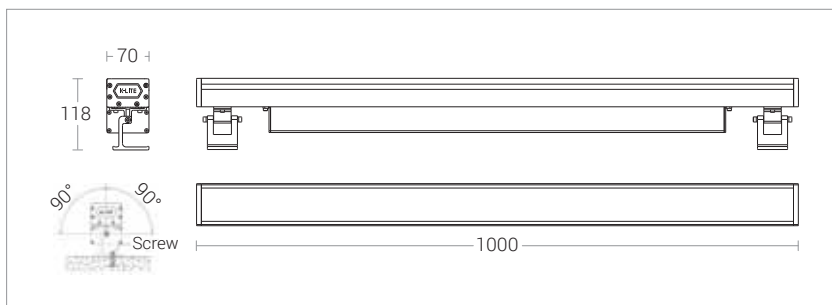
Body	: 6063 Aluminium Alloy
Diffuser	: Clear Toughened Glass
Mounting	: Surface - Bracket
Finish	: Grey

Driver

Power Supply	: Non Integral
Control	: DMX512 Controller

Optical Performance

Beam Angle	: 2° / 20° / 10° x 30°
------------	------------------------



Leva Series

Accessory for Mono Colour - On Request



8277
IP67 Interconnection cable
- 1M with Connector



8278
M/F connector for power supply
(0.5M cable)




8276
IP67 End Cap Connector Socket


Accessory for RGBW - On Request



8327
IP67 Extension cable for RGBW
- 1M with Connector

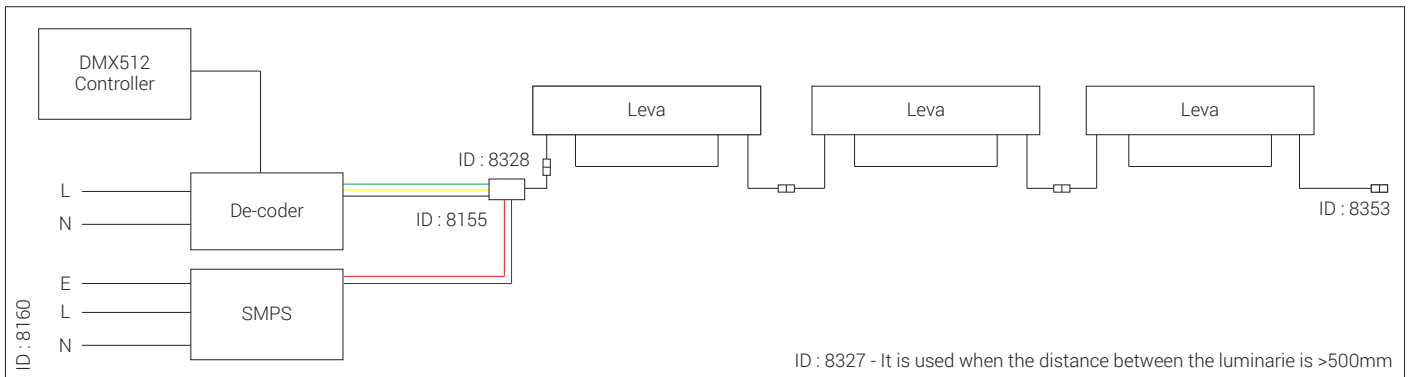


8328
M/F connector for RGBW
power supply (0.5M cable)



8353
M/F End Cap

RGBW Connection Diagram



General Accessories

Accessory - On Request



8160
IP68
Two way Connector - 3 Pin



8155
Distribution Box