


Compact & Minimalist linear surface-mounted luminaire designed for versatile installation on walls, ceilings, or floors, this sleek luminaire delivers exceptional performance in both wall washing and wall grazing applications. Its optimized light distribution enhances architectural features with precision and elegance, making it ideal for modern, clean-lined design environments.

Product Description

- Luminaire made up of extruded aluminium alloy (grade 6063) and flush end caps with silicone gasket
- Equipped to take multiple optics for varied wall grazing & spot light distribution
- Optical compartment closed at the top by a 3mm thick toughened glass screen secured with silicone
- Beam Angle : 12° / Elliptical (Other BA on request).
- All external screws used are in A2 stainless steel.
- Mounting bracket with an adjustable feature from 0°-45° facilitate proper aiming of the luminaire at desired angle
- Wall, ceiling and floor mount options with adjustable brackets
- Constant voltage non integral power supply
- Supplied with IP67 male and female connectors for easy series connection.
- Low Voltage at 24Vdc assures safety.
- Ordering guide : KL-23066-CCT (Colour Temperature)
- Available CCT : 2700K / 3000K / 4000K / 5700K



Product Benefits

- Visual comfort with maximum energy saving
- Minimalist design with optimum performance
- Quick & simple installation.
- Flexible deployment options with a wide spectrum of applications.

Areas of Application

Building Facade, Textured surfaces, Building mounted focal points, Bridges, Archaeological monuments, etc.,

Accessory

- A separate IP67 rated connector supplied for a secure connection.
- Power supply unit of 24Vdc required for the luminaire.
- The power supply units are also suitable for the operation of several LED luminaires. In this case total wattage of the LED luminaires must not exceed the wattage of power supply.



DIU HERITAGE WALK, GUJARAT



Technical Specifications

General

ID	: 23066
System Wattage	: 72W LED
Driver Non-Integral	: Constant Voltage
Operating Voltage	: 24Vdc
Operating Temperature	: -15°C~+50°C

Physical

Body	: 6063 Aluminium Alloy
Diffuser	: Toughened Glass
Mounting	: Surface - Bracket

Light Source

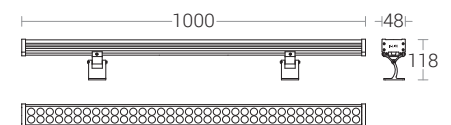
Light Source	: OSRAM
CRI (Ra)	: ≥80
LED Colour Temperature	: 2700K / 3000K / 4000K / 5700K

Driver

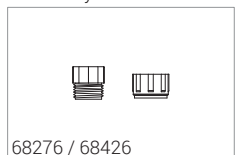
Power Supply	: Non Integral
Dimmable Options	: 1-10V / PWM / Dali

Optical Performance

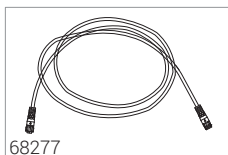
Beam Angle	: 12° / Elliptical
------------	--------------------



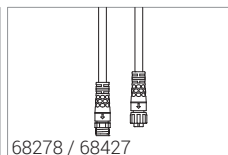
Accessory



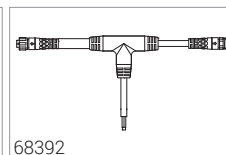
68276 / 68426
IP67 End Cap Male / Female
Connectors - 2P



68277
IP67 Jumper Cable 2P - 1M



68278 / 68427
IP67 Leader Cable Male / Female IP67 Y-Connector Cable 2P - 0.1M



68392

Note : It is our constant endeavor to upgrade the performance of our products. For the latest technical information, IES files and product updates please refer to the website at www.klite.in