


High efficiency LED flood light luminaires designed to provide uniform illumination in open spaces. Design and construction of the luminaires is characterized by its high luminous efficiency, extremely long service life. Sturdy construction makes Aston especially suitable for areas where a high level of robustness is required.

Product Description

- Housing made of aluminium & self supported steel frame work
- High efficiency polycarbonate optical lens
- Excellent thermal management heat sink
- Luminous flux up to 7200 lm \pm 300 lm (60W)
- Efficiency up to 120 lm/W
- Mounting bracket to facilitate proper aiming of the luminaire at desired angle during installation.
- Available in 12° / 25° / 40° / 60° beam angles.
- Luminaire supplied with fast IP67 Connectors.
- Integral constant current power supply
- CRI (Ra) : >70
- Prewired with LED driver and suitable for operating on 240V, 50Hz single phase ac supply.
- Ordering guide : KL-6789-CCT (Colour Temperature)
- Available CCT : 3000K, 4000K, 5700K, Amber (25°)



Product Benefits

- High luminous efficiency at reduced wattage.
- Versatile use, Simple installation
- Varied optics
- Sustainable LED technology offers durability and optimal light output with low power consumption.


Area of Application

Highmast, Ports & Terminals, Sports Lighting, Industrial sector, Ware houses, Cold storage, Logistic hubs, Commercial & Business centres and Area Lighting.

Available Finish


Pure polyester powder coated
RAL 9004 Signal black
RAL 9007 Grey aluminium
RAL 7016 Anthracite grey
Graphite grey

Accessories



Anti Glare Shield





OPEN SOURCE

Technical Specifications

General

ID	: 6789
System Wattage	: 2 x 60W LED
Driver Integral	: Constant Current
Operating Voltage	: 100-277Vac
Operating Temperature	: -15°C~+50°C

Light Source

Light Source	: LUMILEDS
CRI (Ra)	: ≥70
LED Colour Temperature	: 3000K / 4000K / 5700K Amber (25°)

Physical

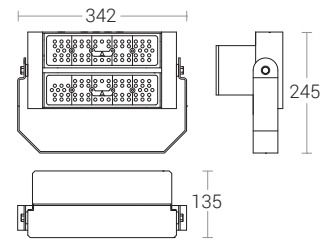
Body	: Extruded Aluminium
Diffuser	: Polycarbonate Optical Lens
Mounting	: Surface - Bracket / Pole - Bracket
Finish	: Powder coated RAL 9004 Signal black RAL 9007 Grey aluminium RAL 7016 Anthracite grey Graphite grey

Driver

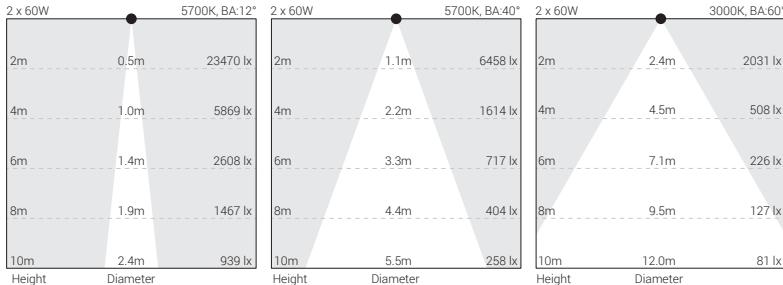
Power Supply	: Integral
Input Voltage	: 230-240Vac
Frequency	: 50-60 Hz
Power Factor	: >0.98
THD	: <6.5%
Surge Protection	: 4KV
Efficiency	: >90%
Dimmable Option	: Analog / Dali

Optical Performance

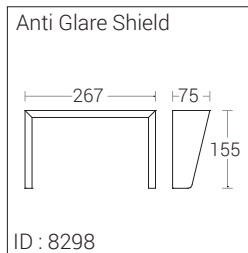
Beam Angle	: 12° / 25° / 40° / 60°
------------	-------------------------



Photometric Data



Accessories



Note : It is our constant endeavor to upgrade the performance of our products. For the latest technical information, IES files and product updates please refer to the website at www.klite.in