

Sudo represents a perfect combination of sleek and aesthetic fixtures designed to provide uniform illumination for low mounting heights where guidance and security lighting is required. Sustainable LED technology offers durability and optimal light output with low power consumption.

Product Description

- Luminaire made of pressure die cast aluminium alloy of high corrosion resistance and non corrosive A2 stainless steel fasteners.
- Non yellowing UV stabilized translucent acrylic diffuser.
- Silicone gasket.
- ABS plastic installation housing for preparing the recess opening in wall / stairs for flush mounting.
- Cable entries for through-wiring of mains supply cable.
- Integral constant current power supply
- CRI (Ra) : ≥ 80 (>90 - On Request)
- Prewired with LED driver and suitable for operating on 240V, 50Hz single phase ac supply.
- Ordering guide : KL-2741-CCT (Colour Temperature)
- Available CCT : 3000K, 4000K, 5700K



Product Benefits

- High visual comfort
- High luminous efficiency at reduced wattage.
- A sleek and minimalist shape provides distinctive lighting effects for pathway.

Areas of Application

Staircase, Patios, Walkways, Passages, Porches, Entrance & Exits for both Interior & Exterior applications.


Available Finish


Pure polyester powder coat

- Graphite grey
- Anthracite grey
- Jet black

Accessory

Recess installation mounting sleeve included.





Technical Specifications

General

ID	: 2753 / 2741
System Wattage	: 6W / 12W LED
Driver Integral	: Constant Current
Input Voltage	: 230-240Vac
Frequency	: 50-60 Hz
Operating Voltage	: 100-277Vac
Operating Temperature	: -15°C~+50°C

Light Source

Light Source	: NICHIA
LED Lumens	: Upto 900 lm / 1800 lm
CRI (Ra)	: ≥80
LED Colour Temperature	: 3000K / 4000K / 5700K

Driver

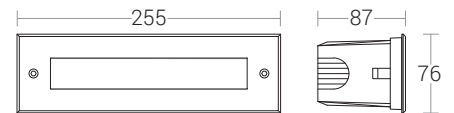
Power Supply	: Integral
Power Factor	: ≥0.95
THD	: <10%
Surge Protection	: 2KV / 2.5KV
Efficiency	: >85%

Physical

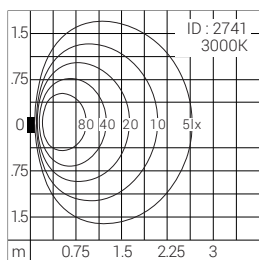
Body	: Die-Cast Aluminium
Diffuser	: Translucent Acrylic
Gasket	: Silicone
Mounting Sleeve	: ABS Plastic
Mounting	: Wall - Recess
COD (mm)	: 240 x 83 x 70

Optical Performance

Colour Temperature	: 3000K / 4000K
Luminous flux	: 12W : 640 lm / 650 lm
Light Distribution	: Diffused



Light Distribution



Applied Photometry : H=0.5m

Note:

- Recessed diffused light.
- Recommended installation height : 400-500 mm
- Recommended spacing : 3 metres

Sudo represents a perfect combination of sleek and aesthetic fixtures designed to provide uniform illumination for low mounting heights where guidance and security lighting is required. Sustainable LED technology offers durability and optimal light output with low power consumption.

Product Description

- Luminaire made of pressure die cast aluminium alloy of high corrosion resistance and non corrosive A2 stainless steel fasteners.
- Non yellowing UV stabilized translucent acrylic diffuser.
- Silicone gasket.
- ABS plastic installation housing for preparing the recess opening in wall / stairs for flush mounting.
- Cable entries for through-wiring of mains supply cable.
- Integral constant current power supply
- CRI (Ra) : ≥ 80 (>90 - On Request)
- Prewired with LED driver and suitable for operating on 240V, 50Hz single phase ac supply.
- Ordering guide : KL-2745-CCT (Colour Temperature)
- Available CCT : 3000K, 4000K, 5700K



Product Benefits

- High visual comfort
- High luminous efficiency at reduced wattage.
- A sleek and minimalist shape provides distinctive lighting effects for pathway.

Areas of Application

Staircase, Patios, Walkways, Passages, Porches, Entrance & Exits for both Interior & Exterior applications.


Available Finish


Pure polyester powder coat

- Graphite grey
- Anthracite grey
- Jet black

Accessory

Recess installation mounting sleeve included.





Technical Specifications

General

ID	: 2745
System Wattage	: 6W LED
Driver Integral	: Constant Current
Input Voltage	: 230-240Vac
Frequency	: 50-60 Hz
Operating Voltage	: 100-277Vac
Operating Temperature	: -15°C~+50°C

Light Source

Light Source	: NICHIA
LED Lumens	: Upto 900 lm
CRI (Ra)	: ≥80
LED Colour Temperature	: 3000K / 4000K / 5700K

Driver

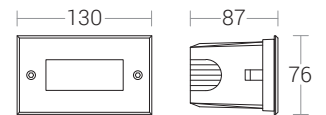
Power Supply	: Integral
Power Factor	: ≥0.95
THD	: <10%
Surge Protection	: 2KV
Efficiency	: >85%

Physical

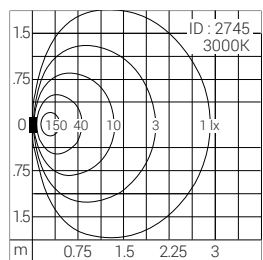
Body	: Die-Cast Aluminium
Diffuser	: Translucent Acrylic
Gasket	: Silicone
Mounting Sleeve	: ABS Plastic
Mounting	: Wall - Recess
COD (mm)	: 124 x 83 x70

Optical Performance

Colour Temperature	: 3000K / 4000K
Luminous flux	: 286 / 292 lm
Light Distribution	: Diffused



Light Distribution



Applied Photometry : H=0.3m

Note:

- Recessed diffused light.
- Recommended installation height : 300 mm
- Recommended spacing : 2 metres