

# DEEP

## Unobstructed Light Line

Linear pendant lighting designed for continuous lighting systems. Unobstructed illumination offering coherent solutions suitable for any kind of space.

Our modern, slim profiles and stylish linear design offer excellent direct lighting, exceptional performance and versatility combined with visually comfortable and efficient light for offices, conference rooms, museums, retail outlets, hotels, restaurants and more.

# K-LITE

## DEEP

Power : 30W / 40W  
Length : 1200mm

Upto  
100  
lm/w

### Features

- NICHIA LED's
- 3000K / 4000K / 5700K
- Ra>80 (>90 On Request)
- SDCM  $\leq$  3
- L70 / B10 @ 60,000 Hrs
- Standard suspension kit 1M



### Options

- Through wiring
- Dimmable options




### Beam Angle



120°  
Diffused

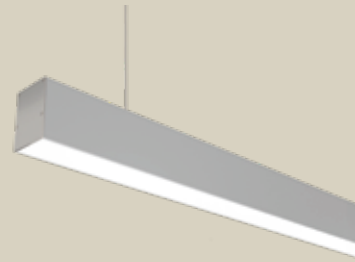
### Accessories



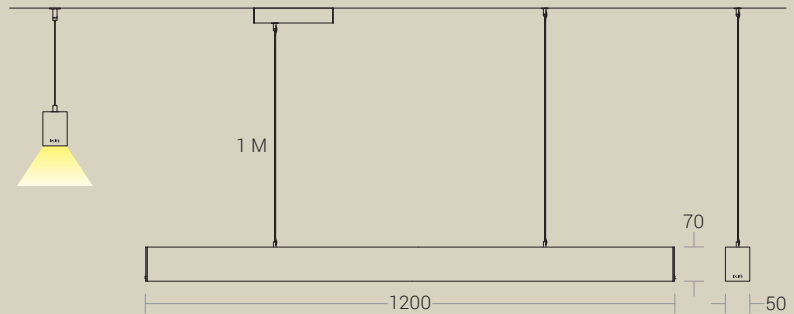
### Canopy Kit

For control unit  
Bespoke Colour Options

### PENDANT DIRECT



### Dimension in mm

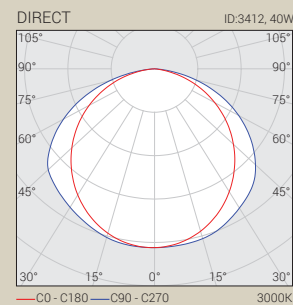



### Housing Colour



High-quality aluminium with powder coated finish in  
RAL9005 Black fine texture | RAL9016 White fine texture |  
RAL9006 Grey fine texture

### Light Distribution





### Technical Specifications

<b>General</b>		<b>Physical</b>	
Driver	: Constant Current	Body	: High-Grade Aluminium with Die-cast Endcaps
Input Voltage	: 220-240Vac	Mounting	: Suspended
Operating Temperature	: +25°C~+55°C	Finish	: White(RAL9016) Black(RAL9005) Grey (RAL 9006)
<b>Light Source</b>		<b>Driver</b>	
Light Source	: NICHIA	Power Supply	: Integrated
CRI (Ra)	: >80 (>90 On Request)	Power Factor	: >0.90
LED Colour Temperature	: 3000K / 4000K / 5700K	THD	: <10%
<b>Optical</b>		Surge Protection	: 2KV-3KV
Tilt	: Fixed	Efficiency	: >85%
Beam Angle	: 120°		
Diffuser Material	: Polycarbonate		
Diffuser Finish	: Opal Matt		
UGR	: <19		

### Ordering Guide

Pendant - Direct

ID	Wattage	Dimension (mm)
3411	30W	1200 x 50 x 70
3412	40W	1200 x 50 x 70