

Cylin / Cubus surfaced mounted range of LED ceiling lights are a perfect fit for varied lighting applications. The die cast aluminium housing is ideal for better thermal management. Different wattage options make this luminaire versatile for indoor lighting solutions.

Product Description

- LED ceiling surface mounted - Indoor luminaire with wide beam light distribution.
- Luminaire made of die-cast aluminium for better thermal management.
- Pressure die-cast aluminium inner ring with high purity aluminium reflector for uniform light distribution.
- Clear Polycarbonate diffuser.
- High PF constant current LED driver.
- Cable entries for through-wiring of mains supply cable.
- Suitable for operation on 240V, 50Hz single phase ac supply.
- Ordering guide : KL-7345 - CCT (Colour Temperature)
- Available CCT : 3000K, 4000K, 6500K.



Product Benefits

- Attractive high quality housing and optics.
- Visual comfort with maximum energy saving
- Sturdy construction in order to maintain performance of the luminaire and to reduce maintenance costs.
- Quick & simple installation.
- Flexible deployment options with a wide spectrum of applications.

Area of Application

Lobbies & Foyers, Retail Sector, Residential, Receptions, Internal passages, Commercial & Business Centers, etc.

Available Finish

White epoxy polyester powder coating.





Technical Specifications

General

ID	: 7348
System Wattage	: 15W LED
Driver Integral	: Constant Current
Input Voltage	: 230-240Vac
Frequency	: 50-60Hz
Operating Voltage	: 100-277Vac
Operating Temperature	: -15°C~+50°C

Physical

Body	: Die-Cast Aluminium
Optics	: High purity Aluminium reflector
Diffuser	: Clear Polycarbonate
Mounting	: Ceiling surface
Finish	: White epoxy polyester powder coating

Light Source

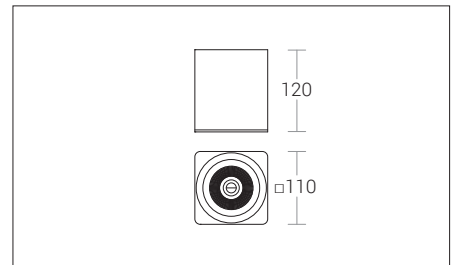

Light Source	: CITIZEN
LED Lumens	: 2250 lm
CRI (Ra)	: >80 (90 On Request)
LED Colour Temperature	: 3000K / 4000K / 6500K


Driver


Power Supply	: Integral
Power Factor	: >0.9
THD	: <10%
Surge Protection	: 3KV
Efficiency	: >84%
Dimmable options	: Triac / Analog / Dali

Optical Performance

Colour Temperature	: 3000K
Luminous flux	: 1109 lm
Beam Angle	: 45° (Fixed)

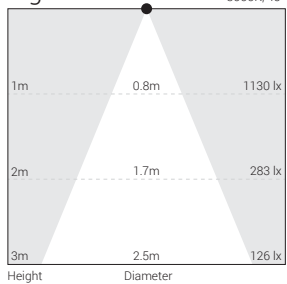







 100-277V 50-60Hz

Light Distribution





Technical Specifications

General

ID	: 7349
System Wattage	: 25W LED
Driver Integral	: Constant Current
Input Voltage	: 230-240Vac
Frequency	: 50-60Hz
Operating Voltage	: 100-277Vac
Operating Temperature	: -15°C~+50°C

Physical

Body	: Die-Cast Aluminium
Optics	: High purity Aluminium reflector
Diffuser	: Clear Polycarbonate
Mounting	: Ceiling surface
Finish	: White epoxy polyester powder coating

Light Source

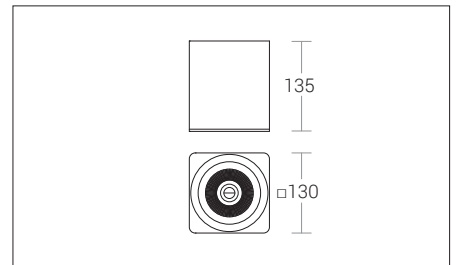

Light Source	: CITIZEN
LED Lumens	: 3750 lm
CRI (Ra)	: >80 (90 On Request)
LED Colour Temperature	: 3000K / 4000K / 6500K

Driver

Power Supply	: Integral
Power Factor	: >0.9
THD	: <10%
Surge Protection	: 3KV
Efficiency	: >89%
Dimmable options	: Triac / Analog / Dali

Optical Performance

Colour Temperature	: 3000K
Luminous flux	: 1997 lm
Beam Angle	: 45° (Fixed)

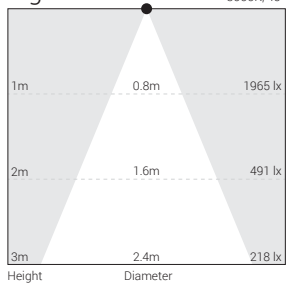







 100-277V 50-60Hz

Light Distribution





Technical Specifications

General

ID	: 7350
System Wattage	: 35W LED
Driver Integral	: Constant Current
Input Voltage	: 230-240Vac
Frequency	: 50-60Hz
Operating Voltage	: 100-277Vac
Operating Temperature	: -15°C~+50°C

Physical

Body	: Die-Cast Aluminium
Optics	: High purity Aluminium reflector
Diffuser	: Clear Polycarbonate
Mounting	: Ceiling surface
Finish	: White epoxy polyester powder coating

Light Source

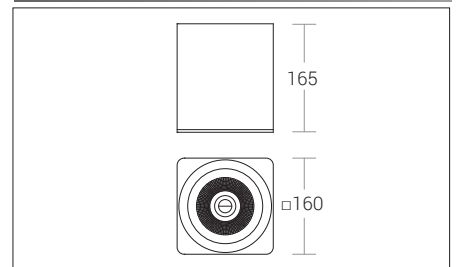
Light Source	: CITIZEN
LED Lumens	: 5250 lm
CRI (Ra)	: >80 (90 On Request)
LED Colour Temperature	: 3000K / 4000K / 6500K


Driver


Power Supply	: Integral
Power Factor	: >0.9
THD	: <10%
Surge Protection	: 4KV
Efficiency	: >87%
Dimmable options	: Triac / Analoge / Dali

Optical Performance

Colour Temperature	: 3000K
Luminous flux	: 2448 lm
Beam Angle	: 50° (Fixed)









Light Distribution

