

Polar Lighting Pole is a contemporary design that is both timeless and unique in its impression. Compact without visible mounting equipment and optimised integration, Polar is in perfect continuity with the geometric lines of the square column. These assemblies are ideal for surroundings of contemporary architectural constructions.

Product Description

- Integrated with LED Modules.
- Polycarbonate optical lens.
- Protection class IP65
- Integral power supply
- Earth connection
- Safety class I
- **CE** - Conformity mark
- **BIS** - Conformity mark
- Pole made of Mild Steel
- Pole design parameters vary depending on the type of bracket and loading factor.
- All pole sections are welded using special v groove technique by certified welders using high end MIG welding processes.
- Built-in control box with cast aluminium service door and safety rope.
- The control gear tray is prewired with MCB, terminal connectors for loop-in / loop-out arrangement.
- The foundation bolt holes in the base plate are designed to be elongated for fine adjustments / alignment of the pole during installation.
- Base plate made of steel grade E250 & foundation bolt of grade 4.6

Product Benefits

- Quick installation and low assembly costs.
- A wide range of Pole heights and bracket options to meet various lighting requirements.
- Functionally versatile, strong and stable with sound engineering.
- Innovative Design options to provide Visual integration with the environment.
- High Brightness, LED Light source do not pose any environment risks.
- Designed for highest efficiency in terms of more lumens at reduced wattages contributing to a Greener World.
- Customised for your delight : Creating the entire product portfolio - Right from concept to completion, merging the best technology and practices in lighting.

Area of Application

Street Lighting, Smaller Roadways, Expressways, Private driveways, Residential Area Lighting, Courtyards, Public area lighting like parks & Squares.

Installation

Surface mounted with base plate and fitted on a pre formed foundation.

Available Finish

Coated with zinc rich primer and finished using environmentally stable polyurethane based paint / Pure polyester powder coated of desired colour.

- Graphite grey
- Anthracite grey
- Black

ID	Arm	Arm Length	Wattage	Height	Mounting
KP-4761	SA	900	1 x 60W	3000	KP-56.2
KP-4762	DA	1800	2 x 60W	3000	KP-56.2
KP-4763	LA	900	1 x 60W	3000	KP-56.2
KP-4760	LA	900	24W & 60W	4000	KP-57.4
KP-4764	VA	1414	2 x 60W	4000	KP-57.4


Base cover available at extra cost. Refer Page 193



POLAR □100 Series

ID	Arm	Arm Length	Wattage	Height	Mounting
KP-7229	SA	900	1 x 60W	6000	KP-57.5
KP-7221	SA	1145	1 x 60W	6000	KP-57.5
KP-7222	DA	1800	2 x 60W	6000	KP-57.5
KP-7225	SA	1145	1 x 60W	7000	KP-57.5
KP-7226	DA	1800	2 x 60W	7000	KP-57.5
KP-7230	AA	1950	3 x 60W	7000	KP-57.5
KP-4820	SA	1000	60W & 20W	6000	KP-57.5
KP-4821	SA	1000	60W	6000	KP-57.5

Base cover available at extra cost. Refer Page 193




KP-4820

KP-7221

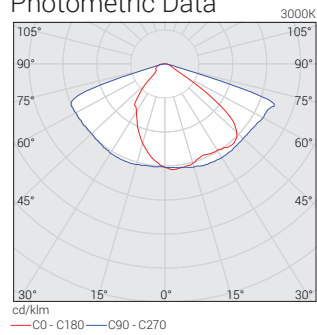
KP-7222

KP-7230

KP-7229



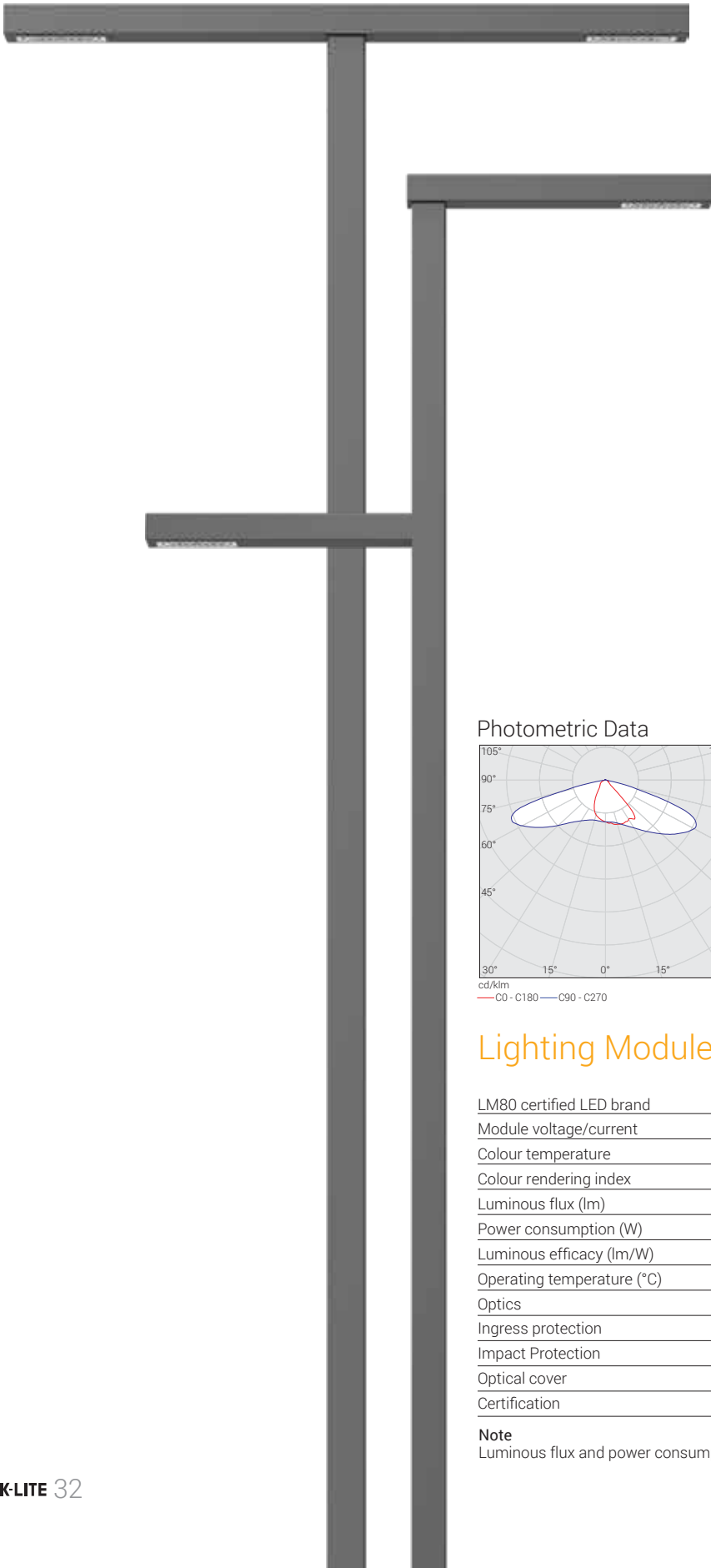
Photometric Data



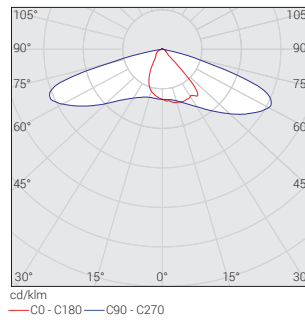
Lighting Module Datasheet - 24W

LED Brand	NICHIA
Module voltage/current	15-25V, 900 mA
Colour Temperature	3000K / 4000K / 5700K
Colour rendering index	>80
Luminous flux(lm)	2145 / 2279 / 2254 lm
Power consumption(w)	24W
Luminaire efficacy(lm/W)	93 lm/W / 99 lm/W / 97 lm/W
Operating temperature(°C)	-15°~+50°C
Optics	TYPE III
Ingress Protection	IP65
Impact Protection	IK08
Optical Lens	Polycarbonate
Certification	LM80 certified / RoHS / CE confirmed

Note
Luminous flux and power consumption allowance is ±10%, CRI allowance is ±5.



Photometric Data



Lighting Module Datasheet - 60W

LM80 certified LED brand	Lumiled
Module voltage/current	39-62V, 1050mA
Colour temperature	3000K / 4000K / 5700K
Colour rendering index	≥70
Luminous flux (lm)	6869 / 7439 / 7158
Power consumption (W)	60W
Luminous efficacy (lm/W)	110 / 120 / 114
Operating temperature (°C)	-40°~+50°C
Optics	Type III Medium
Ingress protection	IP68
Impact Protection	IK09
Optical cover	Polycarbonate
Certification	LM80 certified / RoHS / CE confirmed

Note

Luminous flux and power consumption allowance is ±10%, CRI allowance is ±5.