



Technical Specifications

General

ID : 23070
 System Wattage : 36W LED
 Driver Non-Integral : Constant Voltage
 Operating Voltage : 24Vdc
 Operating Temperature : -15°C~+50°C

Physical

Body : 6063 Aluminium Alloy
 Diffuser : Toughened Glass
 Mounting : Surface - Bracket

Light Source

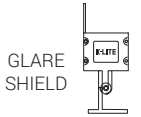
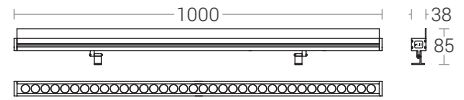
Light Source : CREE / OSRAM
 LED Colour Temperature : RGB / RGBW

Driver

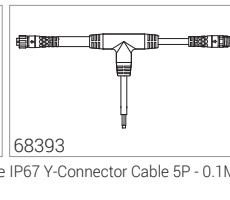
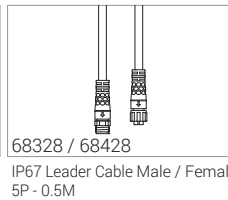

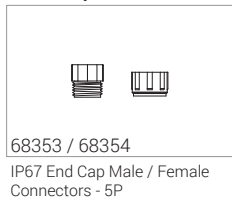
Power Supply : Non Integral
 Control : DMX512 compatibility

Optical Performance

Beam Angle : 12° / Elliptical



Accessory



Note : It is our constant endeavor to upgrade the performance of our products. For the latest technical information, IES files and product updates please refer to the website at www.klite.in